

OPTIONS

SWITCH GUARDS :

LGSL: SPRING LOADED LENS GUARD

LG: GRAVITY LENS GUARD

LED OPERATING VOLTAGE :

2-2.5 VDC: RED, AMBER, GREEN & ORANGE

3.6-4 VDC: BLUE & WHITE

5 VDC: RED, AMBER & GREEN

12 VDC: RED, AMBER & GREEN

MICRO SWITCH:

ZMA-00A-080-LOAPC: 0.1A @ 30 VDC

ZMA-03A-080-LOAPC: 3A @ 125 VAC

PANEL MOUNTING:

MOUNTING BRACKET

CLIP SPRINGS

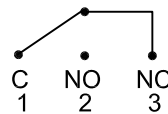
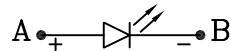
PLASTIC BEZEL:

65-1 NO BARRIER

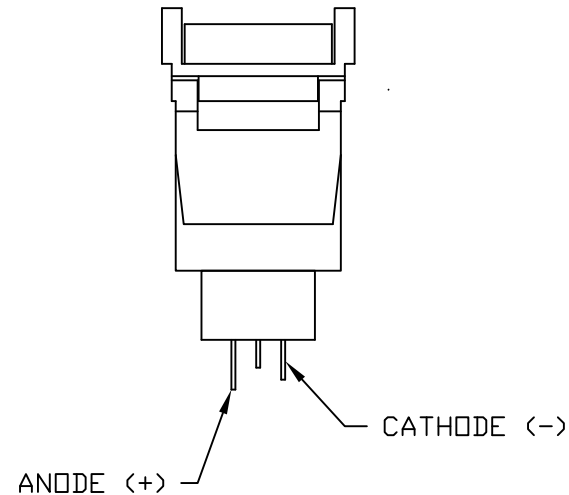
67-1 DOUBLE BARRIER

68-1 SINGLE BARRIER

LENS ASSEMBLY: L263c (c=color) WITH WHITE BUBBLE DIFFUSER P/N Z126.



SCHEMATIC



C			ELECTRO-MECH COMPONENTS INC.			LIGHTED, MOMENTARY, SPDT		
B			SOUTH EL MONTE, CA * (626) 442-7180			PUSHBUTTON SWITCH		
A			FSCM: 07150	SCALE FULL	DRAWN CSM	CHK'D	APVD	SW44696
LT	REVISIONS	DATE	DIM. IN INCHES	TOL. .XX± .02 .XXX± .010	FILE SW44696	DATE 17MAR10	MAT NOTE 1	