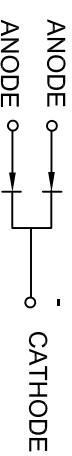
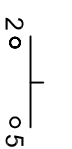
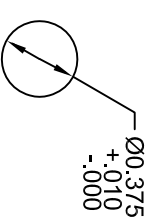


SWITCH SCHEMATIC



L.E.D. SCHEMATIC



RECOMMENDED  
PANEL CUT-OUT

**NOTES:**

1. RATINGS: 30VDC OR 125VAC, 2A RESISTIVE, 0.5A INDUCTIVE.
2. OPERATING PRESSURE: 8 OZ. ± 4 OZ.
3. PLUNGER TRAVEL: 0.100 APPROX.
4. LENS COLOR: CLEAR.
5. WEIGHT: 4 GRAMS APPROX.
6. SWITCH TYPE: SPST, 1 NO, MOMENTARY, ILLUMINATED PUSHBUTTON SWITCH.
7. LED: LEDTRONICS P/N L200TWRG4B-3C, BI-COLOR LED (OR EQUIVALENT), LED NOT REPLACEABLE.
8. CONTACTS: SILVER PLATED.
9. RESISTOR: NONE SUPPLIED.

**ELECTRO-MECH COMPONENTS INC.**

SOUTH EL MONTE, CA \* 626/442-7180 \* FAX 626/350-8070

**PUSHBUTTON SWITCH**

**BI-COLOR LED, no resistor**

LT	REVISIONS	DATE	DIM. IN INCHES	TOL.	SCALE	FULL	DRAWN	CSM	CHK'D	DATE	APVD	SW444660
				.XX±0.020 .XXX±0.010						24JUN09		